

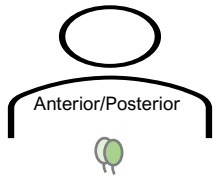
## Quick Reference Guide

# Double-Sequential Defibrillation (DSD)

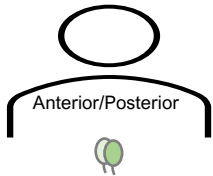
VENTRICULAR FIBRILLATION | PULSELESS VT

## Procedure

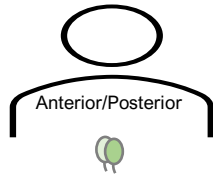
1<sup>st</sup> Defib ⚡



2<sup>nd</sup> Defib ⚡

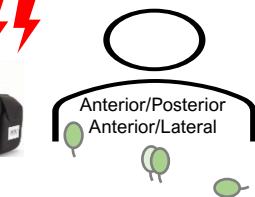


3<sup>rd</sup> Defib ⚡

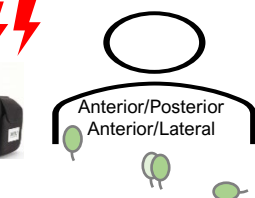


(Prepare for Transport)

4<sup>th</sup> Defib (DSD) ⚡⚡



5<sup>th</sup> Defib (DSD) ⚡⚡



\*\*\* Continue with DSD for the duration of the arrest \*\*\*

## FAQs

Should we start Double-Sequential Defibrillation (DSD) as soon as we have two monitors available?

- ✓ **No.** The first 3 defibrillations should be single monitor defibrillations. The 4<sup>th</sup> defibrillation should be DSD. Continue with DSD for the duration of the arrest.

What manufacturer settings should the monitors be set to for DSD?

- ✓ Follow the manufacture setting for the first 3 single monitor defibrillations, and ensure **DSD is conducted at the highest available joules setting for each monitor:**
  - Zoll: 200J
  - LIFEPAK: 360J

What if the patient is ready for the 4<sup>th</sup> defibrillation, but has been in and out of a shockable rhythm during the arrest, should we still give the 4<sup>th</sup> defibrillation as a DSD?

- ✓ **Yes.** Whether or not the patient has consistently been in a shockable rhythm or not, the 4<sup>th</sup> defibrillation should be DSD.

Can DSD be done with an AED?

- ✓ **Yes.** Any combination of monitors is fine, e.g., Zoll and LIFEPAK, Zoll and AED, LIFEPAK and AED.



Alameda County Health  
**Emergency Medical Services**